

**PowerTech 4.5L-
4045DFM50/TFM50-
Marine Engines**



JOHN DEERE

PARTS CATALOG

**PowerTech 4.5L-
4045DFM50/TFM50-Marine Engines**

PC2758 (Jan-09) English

John Deere Power Systems

Worldwide Edition

Litho in U.S.A. (Revised)

COPYRIGHT © 2009

DEERE & COMPANY

Moline, Illinois

All rights reserved

customer service email: admin@servicemanualperfect.com

PRIMARY PICTORIAL INDEX
INDEX PRINCIPAL
HAUPTINDEX
INDICE PRINCIPALE
INDICE DE MATERIAS
HUVUDFORTECKNING

CDP46253 -UN-

John Deere Power Systems

OEM CATALOGS

To: All Oem Customers
From: John Deere Power Systems
Re: New OEM Format for Parts Catalogs

We are pleased to issue you this OEM parts catalog in our new format. We are trying to meet the needs of our customers by using a Worldwide format throughout the John Deere Power Systems.

New features to this catalog include pictorial indexes and translations. You will also notice that the catalog is arranged by option codes. It is our belief that this will be an easier format to work with universally.

As always, we are interested in your response to this new format. A survey will be directed to you in the next few months to address the likes and dislikes regarding this new format.

CDP46253

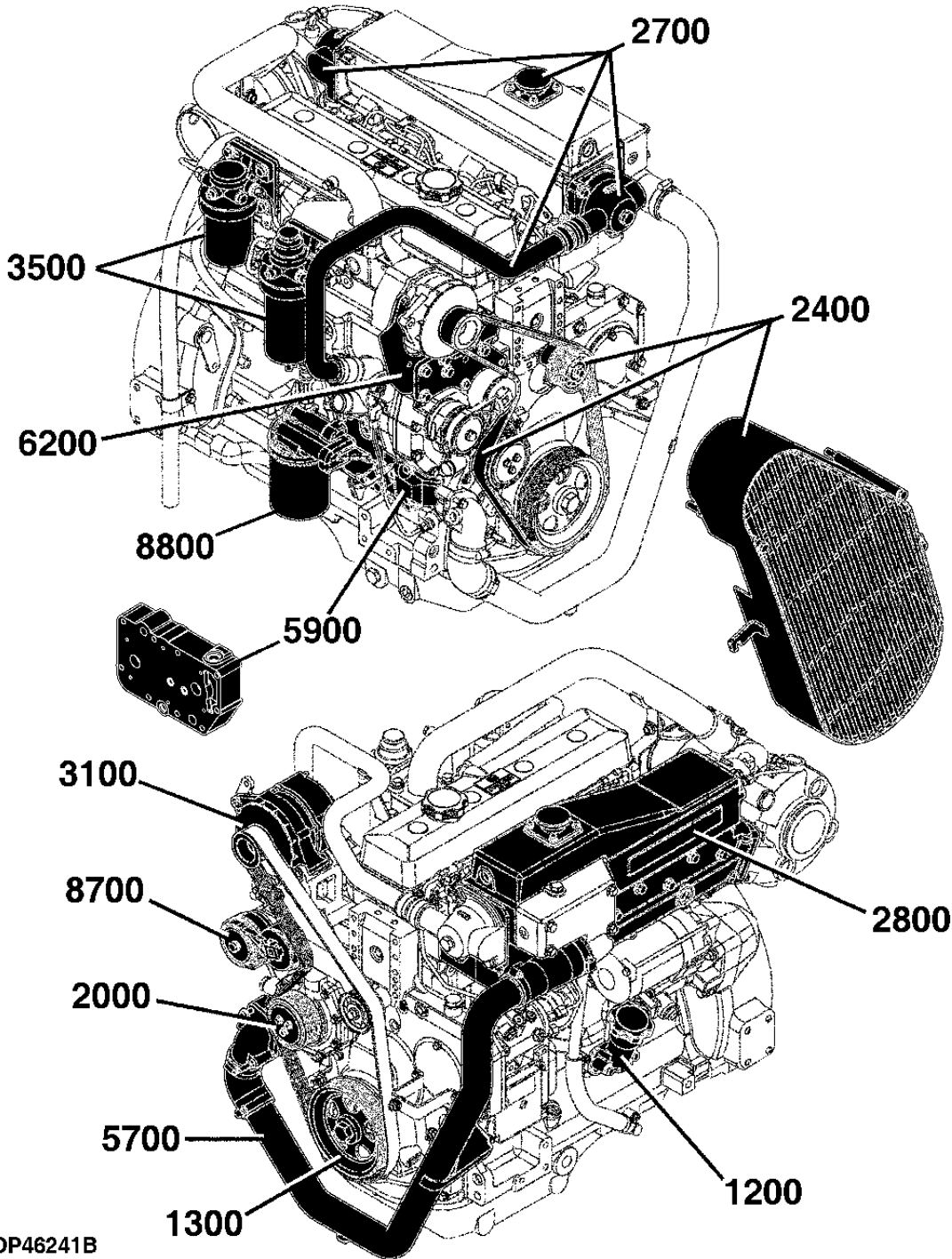
10-A02

POWERTECH 4.5 L - 4045DFM50/TFM50 - MARINE ENGINES

PRIMARY PICTORIAL INDEX
 INDEX PRINCIPAL
 HAUPTINDEX
 INDICE PRINCIPALE
 INDICE DE MATERIAS
 HUVUDFORTECKNING

CDP46241B -UN-

1200-	A01
1300-	A01
2000-	A01
2400-	A01
2700-	A01
2800-	A01
3100-	A01
3500-	A01
5700-	A01
5900-	A01
6200-	A01
8700-	A01
8800-	A01



CDP46241B

**Thanks very much for your reading,
Want to get more information,
Please click here, Then get the complete
manual**

JustClickHere 

NOTE:

**If there is no response to click on the link above,
please download the PDF document first, and then
click on it.**

**Have any questions please write to me:
admin@servicemanualperfect.com**

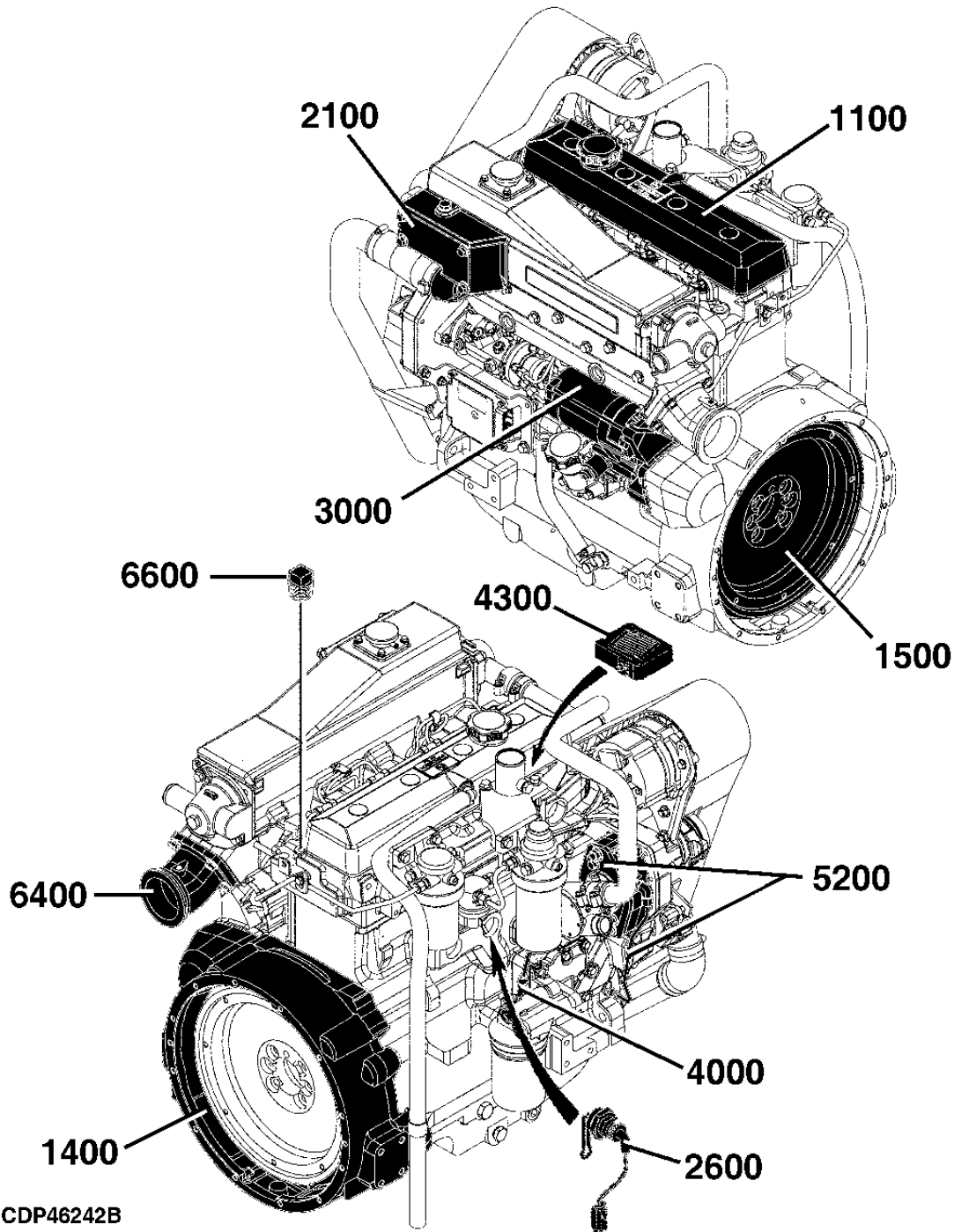
10-A03

POWERTECH 4.5 L - 4045DFM50/TFM50 - MARINE ENGINES

PRIMARY PICTORIAL INDEX
INDEX PRINCIPAL
HAUPTINDEX
INDICE PRINCIPALE
INDICE DE MATERIAS
HUVUDFORTECKNING

CDP46242B -UN-

1100-	A01
1400-	A01
1500-	A01
2100-	A01
2600-	A01
3000-	A01
4000-	A01
4300-	A01
5200-	A01
6400-	A01
6600-	A01



CDP46242B

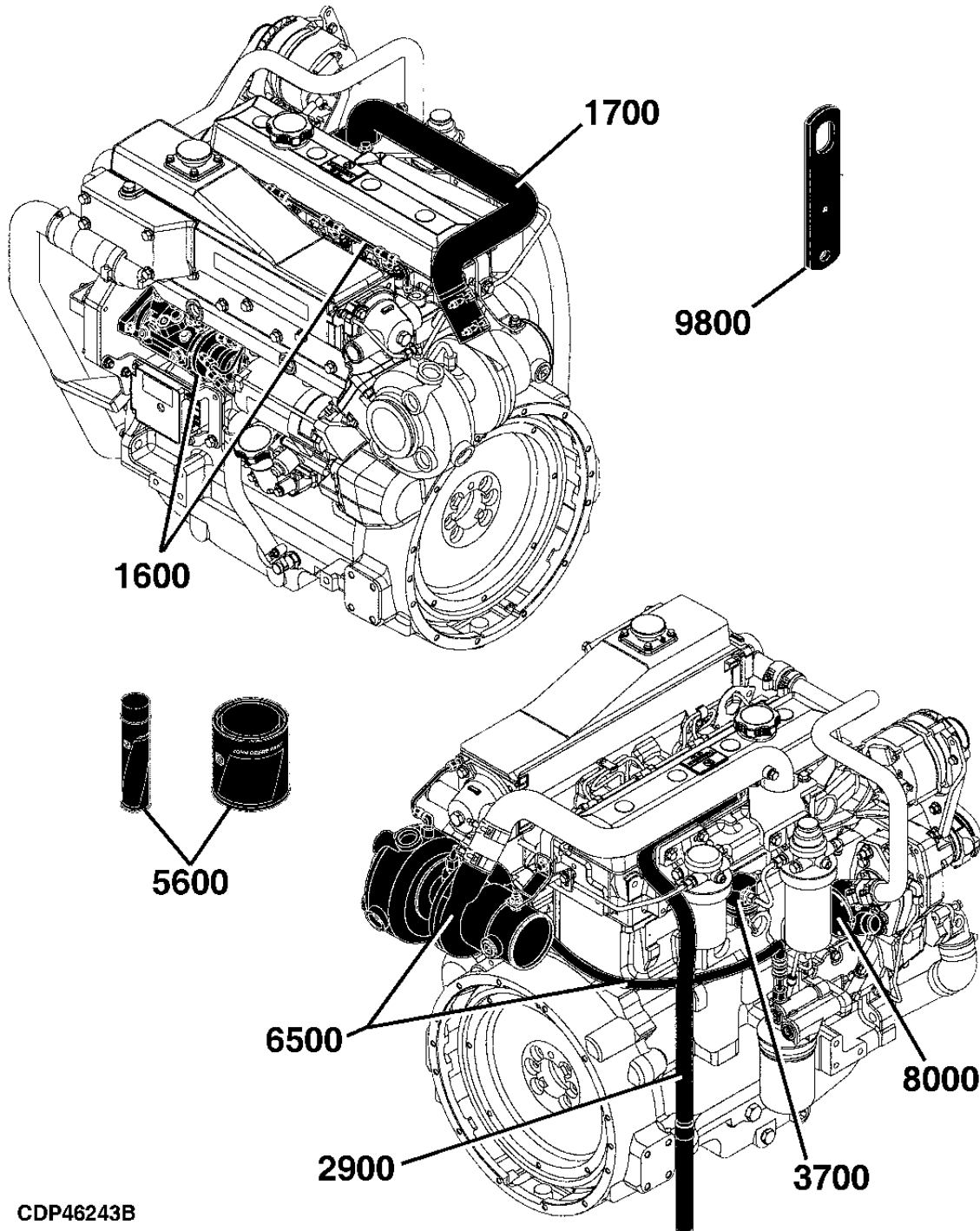
10-A04

POWERTECH 4.5 L - 4045DFM50/TFM50 - MARINE ENGINES

PRIMARY PICTORIAL INDEX
INDEX PRINCIPAL
HAUPTINDEX
INDICE PRINCIPALE
INDICE DE MATERIAS
HUVUDFORTECKNING

CDP46243B -UN-

1600-	A01
1700-	A01
2900-	A01
3700-	A01
5600-	A01
6500-	A01
8000-	A01
9800-	A01



CDP46243B

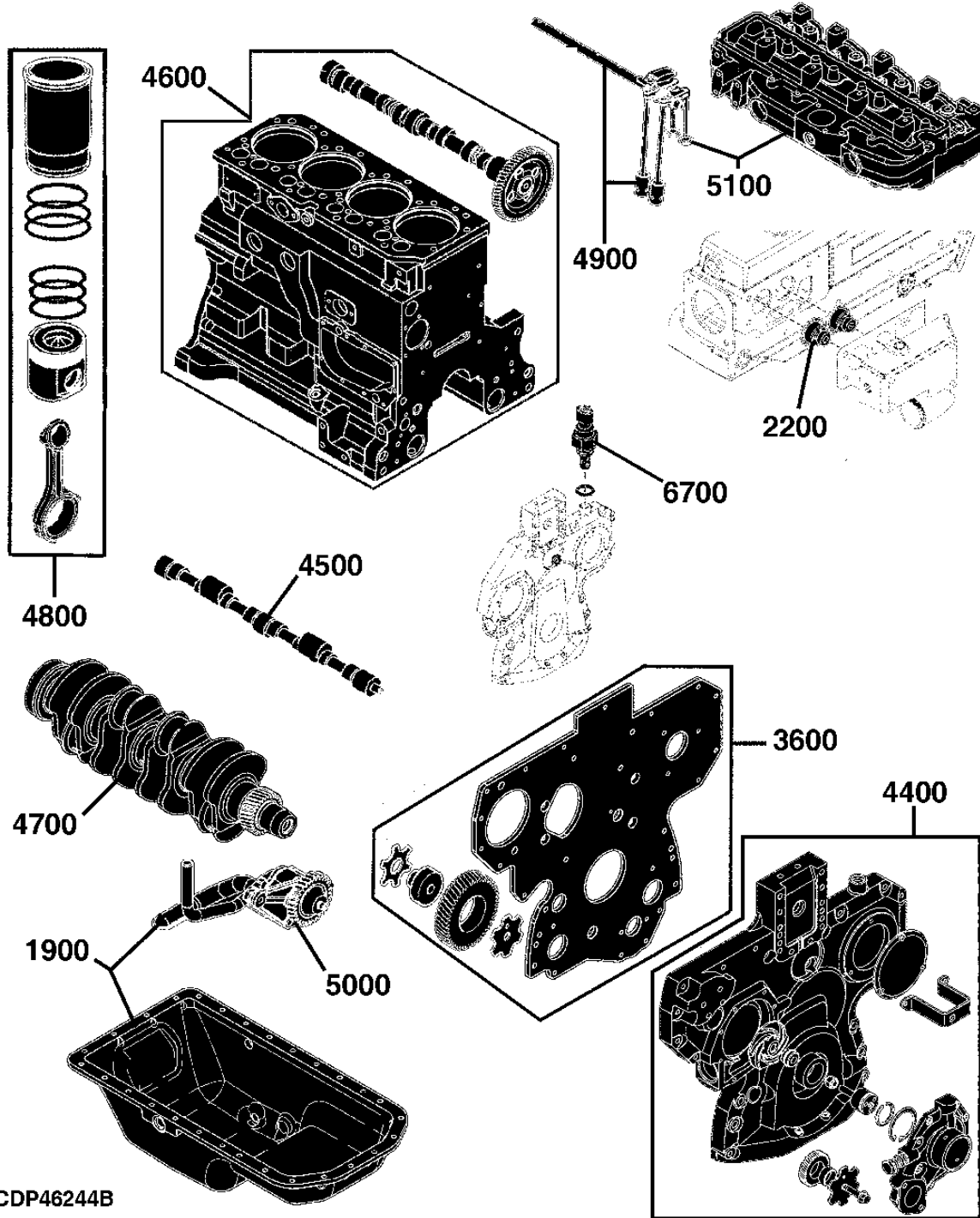
10-A05

POWERTECH 4.5 L - 4045DFM50/TFM50 - MARINE ENGINES

PRIMARY PICTORIAL INDEX
 INDEX PRINCIPAL
 HAUPTINDEX
 INDICE PRINCIPALE
 INDICE DE MATERIAS
 HUVUDFORTECKNING

CDP46244B -UN-

1900-	A01
2200-	A01
3600-	A01
4400-	A01
4500-	A01
4600-	A01
4700-	A01
4800-	A01
4900-	A01
5000-	A01
5100-	A01
6700-	A01



CDP46244B


10-A06

POWERTECH 4.5 L - 4045DFM50/TFM50 - MARINE ENGINES

PRIMARY PICTORIAL INDEX
INDEX PRINCIPAL
HAUPTINDEX
INDICE PRINCIPALE
INDICE DE MATERIAS
HUVUDFORTECKNING

CDP47204A -UN-

9700- A01



CDP47204A

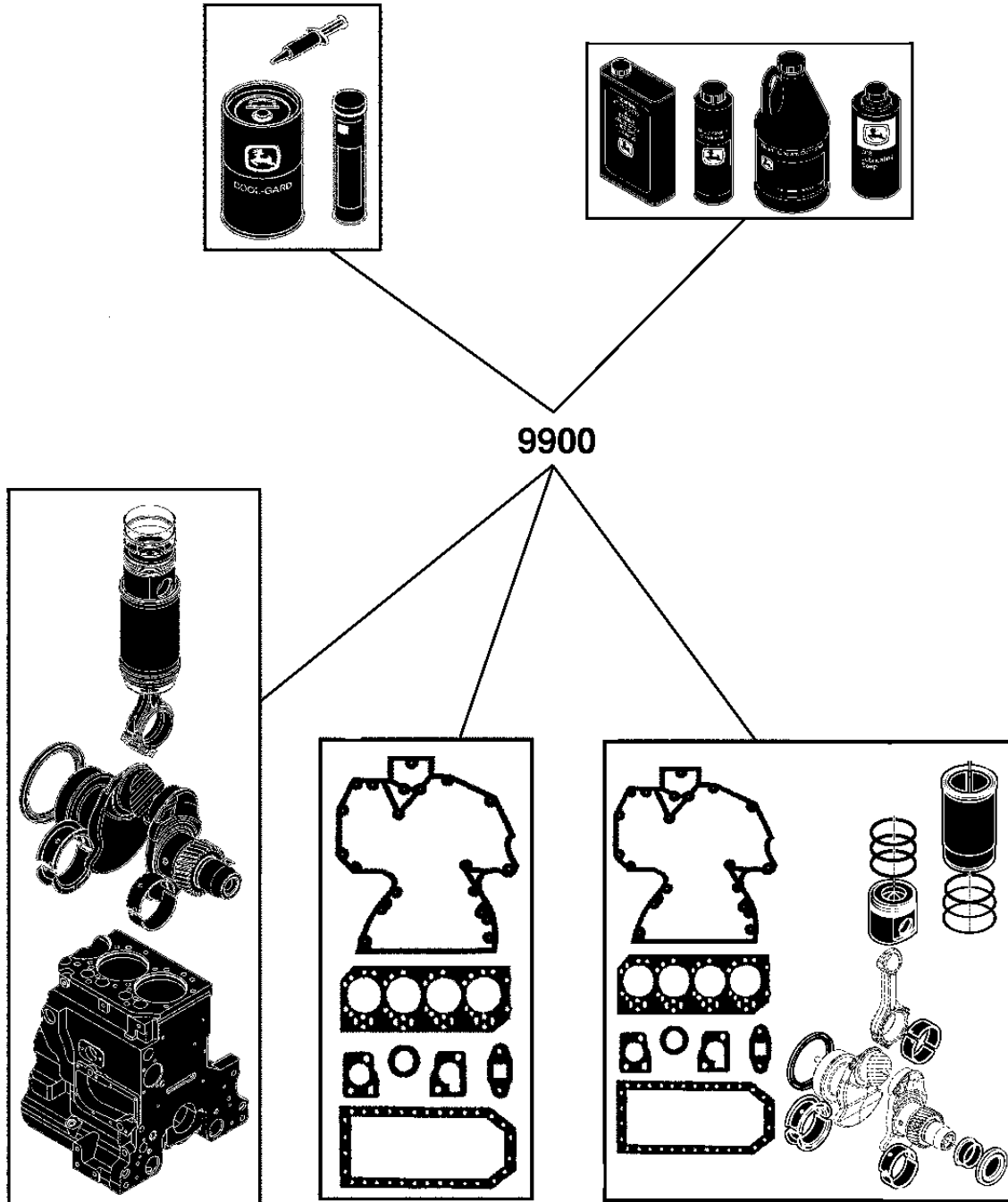
10-A07

POWERTECH 4.5 L - 4045DFM50/TFM50 - MARINE ENGINES

PRIMARY PICTORIAL INDEX
INDEX PRINCIPAL
HAUPTINDEX
INDICE PRINCIPALE
INDICE DE MATERIAS
HUVUDFORTECKNING

9900- A01

CDP47205B -UN-



CDP47205B

10-A08

POWERTECH 4.5 L - 4045DFM50/TFM50 - MARINE ENGINES

PRIMARY PICTORAL INDEX
INDEX PRINCIPAL
HAUPTINDEX
INDICE PRINCIPALE
INDICE DE MATERIAS
HUVUDFORTECKNING

ENGINE GROUPING INFORMATION

TO ASSIST YOUR JOHN DEERE PARTS DEPOT IN GIVING YOU PROMPT AND EFFICIENT SERVICE, REFER TO THE ENGINE SERIAL NUMBER PLATE FOR PROPER ENGINE TYPE IDENTIFICATION.

INFORMATIONS CONCERNANT LES MOTEURS

LE NUMERO DE SERIE FIGURANT SUR LA PLAQUETTE SIGNALÉTIQUE PERMET UNE IDENTIFICATION CORRECTE DU MOTEUR. LE DEPOT PIÉCES DE RECHANGE PEUT AINSI FOURNIR UN SERVICE RAPIDE ET EFFICACE.

MOTORINFORMATION

UM IHREM JOHN DEERE ERSATZTEILDEPOT DIE ARBEIT ZU ERLEICHTERN, SIND DEM SERIENNUMMERNESCHILD INFORMATIONEN UEBER DEN MOTORTYP ZU ENTNEHMEN.

INFORMAZIONI SUL RAGGRUPPAMENTO DEI MOTORI

PER AIUTARE IL MAGAZZINO JOHN DEERE A FORNIRVI UN SERVIZIO PRONTO ED EFFICIENTE, IDENTIFICARE IL TIPO DI MOTORE TRAMITE LA TARGHETTA DEL NUMERO DI SERIE.

INFORMACION SOBRE MOTORES

EL NUMERO DE SERIE DEL MOTOR FIGURANDO EN LA CHAPA DE IDENTIFICATION PERMITE LA IDENTIFICATION CORRECTA DEL MOTOR. ASI, EL ALMAGEN DE REPUESTOS PUEDE OFRECERLE UN SERVICIO RAPIDO Y EFICAZ

IDENTIFIERING AV MOTORN

SERIENUMRET SON ANGES PAA IDENTIFIERINGSSKYLTEN GOER DET MOEJLIGT ATT IDENTIFIERA MOTORN OCH PAA SAA VIS KAN RESERVDEPAAN ERBJUDA EN SNABB OCH EFFEKTIV SERVICE.

10-2

POWERTECH 4.5 L - 4045DFM50/TFM50 - MARINE ENGINES

ORDERABLE OPTION CODES

ENGINE MODEL : T04045DFM50 / CD4045DFM50

1101-1150
1201-1204-1299
1302-1304
1402-1405-1406-1407-1420-1459-1460
1503-1507-1509-1513-1597
16HR-16HS-16HT-16HU
1705-1709-1799
19AE-1901-1902-1903-1904-1923
2001
2123
2206
24BN-24CY-24CZ-240N
2601-2602-2699
2703-2799
2843
2907-2915-2999
3006-3007-3008-3009-3010-3012-3041-3090-3099
3104-3107-3108-3109-3111-3126-3148-3149-3199
35AG-35CW-35CX-3578-3593
3602
3701-3702-3706
4001-4002-4003-4014-4017-4018-4053
4303-4311-4399
4412
4502
4601
4701-4706
4801
4901
5001-5002
5102
5201-5202-5203-5204-5205-5206
5601-5602-5603-5607
5708-5709-5726
5904
6202-6253
6414-6415-6416
6698
6701-6799
8020
8701-8712
8802-8850-8851-8852

9700 - FIELD KITS
9900 - SERVICE PARTS

10-3

POWERTECH 4.5 L - 4045DFM50/TFM50 - MARINE ENGINES

ORDERABLE OPTION CODES

ENGINE MODEL : T04045TFM50 / CD4045TFM50

1101-1150
1201-1202-1299
1302-1304
1402-1405-1406-1407-1420-1459-1460
1503-1507-1509-1513-1597
16HM-16HN-16HP-16HQ-16LK-16LL
1751
19AG-1954
2001
2123
2206
24BN-24CY-24CZ-240N
2601-2602-2699
2703-2799
2843
2915-2999
3006-3007-3012-3041-3090-3099
3104-3107-3108-3109-3111-3126-3148-3149-3199
35AG-35CU-35CV-3593
3602
3701-3702-3706
4001-4002-4003-4014-4017-4018-4048-4053
4303-4311-4312-4399
4412
4501
4601-4619
4701-4706
4816
4901
5001-5002
5102
5201-5202-5203-5204-5205-5206
5601-5602-5603-5607
5708-5709-5726
5901
6202-6253
6402-6403-6405-6499
6571-6585-65NG
6699
6701-6799
8020
8701-8712
8802-8850-8851-8852

9700 - FIELD KITS
9900 - SERVICE PARTS

ENGINE GROUPING INFORMATION

TO ASSIST YOUR JOHN DEERE PARTS DEPOT IN GIVING YOU PROMPT AND EFFICIENT SERVICE, REFER TO THE ENGINE SERIAL NUMBER PLATE FOR PROPER ENGINE TYPE IDENTIFICATION.

INFORMATIONS CONCERNANT LES MOTEURS

LE NUMERO DE SERIE FIGURANT SUR LA PLAQUETTE SIGNALÉTIQUE PERMET UNE IDENTIFICATION CORRECTE DU MOTEUR. LE DEPOT PIÉCES DE RECHANGE PEUT AINSI FOURNIR UN SERVICE RAPIDE ET EFFICACE.

MOTORINFORMATION

UM IHREM JOHN DEERE ERSATZTEILDEPOT DIE ARBEIT ZU ERLEICHTERN, SIND DEM SERIENNUMMERNESCHILD INFORMATIONEN UEBER DEN MOTORTYP ZU ENTNEHMEN.

INFORMAZIONI SUL RAGGRUPPAMENTO DEI MOTORI

PER AIUTARE IL MAGAZZINO JOHN DEERE A FORNIRVI UN SERVIZIO PRONTO ED EFFICIENTE, IDENTIFICARE IL TIPO DI MOTORE TRAMITE LA TARGHETTA DEL NUMERO DI SERIE.

INFORMACION SOBRE MOTORES

EL NUMERO DE SERIE DEL MOTOR FIGURANDO EN LA CHAPA DE IDENTIFICACION PERMITE LA IDENTIFICACION CORRECTA DEL MOTOR. ASI, EL ALMAGEN DE REPUESTOS PUEDE OFRECERLE UN SERVICIO RAPIDO Y EFICAZ

IDENTIFIERING AV MOTORN

SERIENUMRET SON ANGES PÅ IDENTIFIERINGSSKYLTEN GÖR DET MÖJLIGT ATT IDENTIFIERA MOTORN OCH PÅ SÅ VIS KAN RESERVDEPAAN ERBJUDA EN SNABB OCH EFFEKTIV SERVICE.

ENGINE SERIAL NUMBER PLATE

CDP46519B

-UN-



ENGINE SERIAL NUMBER IS DEFINED BY 13 CHARACTERS

- 1- TWO LETTERS FOR ENGINE FACTORY DESIGNATION
CD: SARAN-FRANCE, PE: TORREON-MEXICO, T0: DUBUQUE-USA
- 2- ONE DIGIT FOR NUMBER OF CYLINDERS
- 3- THREE DIGITS FOR DISPLACEMENT IN LITERS (045 FOR 4.5L)
- 4- ONE LETTER FOR:
- DESIGNATED ASPIRATION TYPE (UNTILL 01 APRIL 2005)
D: NATURALLY ASPIRATED
T: TURBOCHARGED
- DESIGNATED EMISSION LEVEL (SINCE 02 APRIL 2005)
C: TIER1/STAGE I EMISSION LEVEL
- ! FOR THE SIX DIGITS OF THE ACTUAL ENGINE NUMBER (5) COUNTING STARTS WITH 000001
- 5- SIX DIGITS
! IN THE PARTS CATALOG PAGES, ONLY THESE SIX DIGITS ARE SHOWN

ENGINE TYPE IS DEFINED BY 9 ALPHA-NUMERICAL CHARACTERS

- 6- FOUR DIGITS WITH SAME DEFINITION AS SERIAL NUMBER
- 7- ONE LETTER FOR ASPIRATION TYPE (D OR T)
- 8- ONE OR TWO LETTERS FOR USER (FM= MARINE)
- 9- TWO OR THREE DIGITS FOR VERSION (EG: 50 OR 270)
- 10- TWO LETTERS AND FIVE DIGITS FOR ENGINE NUMBER

PLAQUETTE SIGNALÉTIQUE DU MOTEUR

CDP46519B

-UN-



LE NUMERO DE SERIE MOTEUR EST DEFINI PAR 13 CARACTERES

1- DEUX LETTRES POUR LA DESIGNATION DE L'USINE DE FABRICATION

CD: SARAN-FRANCE, PE: TORREON-MEXICO, T0: DUBUQUE-USA

2- UN CHIFFRE POUR LE NOMBRE DE CYLINDRES

3- TROIS CHIFFRES POUR LA CYLINDREE (045 POUR 4.5L)

4- UNE LETTRE POUR:

- DEFINIR LE TYPE D'ASPIRATION (JUSQU'AU 1ER AVRIL 2005)

D: ASPIRATION NATURELLE

T: TURBOCOMPRESSE

- DEFINIR LE NIVEAU D'EMISSION (DEPUIS LE 2 AVRIL 2005)

C: NIVEAU D'EMISSION TIER1/STAGE I

! POUR LES SIX CHIFFRES CORRESPONDANT AU NUMERO DE SERIE MOTEUR (5),

LE COMPTEUR DEBUTERA AVEC 000001

5- SIX CHIFFRES

! SUR LES PAGES DU CATALOGUE, SEULS CES SIX CHIFFRES SONT IDENTIQUES

LE TYPE DE MOTEUR EST DEFINI PAR 9 CARACTERES

6- QUATRE CHIFFRES QUI CORRESPONDENT AUX QUATRE PREMIERS CHIFFRES DU NUMERO DE SERIE

7- UNE LETTRE POUR LE TYPE D'ASPIRATION (D OU T)

8- UNE OU DEUX LETTRE(S) POUR L'UTILISATEUR (FM= MARINE)

9- DEUX OU TROIS CHIFFRES POUR LA VERSION (EX : 50 OU 270)

10- DEUX LETTRES ET CINQ CHIFFRES POUR LE NUMERO MOTEUR

MOTOR-SERIENNUMMERNESCHILD

CDP46519B

-UN-



DIE MOTORSERIENNUMMER BESTEHT AUS 13 ZEICHEN

- 1- ZWEI BUCHSTABEN FÜR DIE BEZEICHNUNG DES MOTORENWERKS
 CD: SARAN-FRANKREICH, PE: TORREON-MEXIKO, TO: DUBUQUE-USA
 2- EINE ZAHL FÜR DIE ANZAHL DER ZYLINDER
 3- DREI ZAHLEN FÜR DEN HUBRAUM IN LITERN (045 FÜR 4.5L)
 4- EIN BUCHSTABE FÜR:
 - ART DER LUFTANSAUGUNG (BIS 1. APRIL 2005)
 D: SELBSTANSAUGENDE MOTOREN
 T: MOTOREN MIT TURBOLADER
 - EMISSIONSSTUFE (AB 2. APRIL 2005)
 C: TIER1/EMISSIONSSTUFE I
 ! FÜR DIE SECHS ZAHLEN DER EIGENTLICHEN MOTORNUMMER (5) BEGINNT DIE
 ZAHLUNG BEI 000001
 5- SECHS ZAHLEN
 ! IM ERSATZTEILKATALOG WERDEN NUR DIESE SECHS ZAHLEN ANGEZEIGT

DER MOTORTYP WIRD DURCH 9 ALPHANUMERISCHE ZEICHEN DEFINIERT

- 6- VIER ZAHLEN, DIE DEN ERSTEN VIER ZAHLEN DER SERIENNUMMER ENTSPRECHEN
 7- EIN BUCHSTABE FÜR DIE ART DER LUFTANSAUGUNG (D ODER T)
 8- EIN ODER ZWEI BUCHSTABEN FÜR DIE VERWENDUNG (FM= SCHIFFSMOTOR)
 9- ZWEI ODER DREI ZAHLEN FÜR DIE VERSION (Z.B. 50 ODER 270)
 10- ZWEI BUCHSTABEN UND FÜNF ZAHLEN FÜR MOTORNUMMER

TARGHETTA DEL NUMERO DI SERIE DEL MOTORE

CDP46519B

-UN-



NUMERO DI SERIE DA 13 CARATTERI

1- DUE LETTERE PER LA DESIGNAZIONE DELLA FABBRICA DEL MOTORE

CD: SARAN-FRANCE, PE: TORREON-MEXICO, T0: DUBUQUE-USA

2- UN CARATTERE PER IL NUMERO DI CILINDRI

3- TRE CARATTERI PER LA CILINDRATA IN LITRI (045 PER 4.5L)

4- UNA LETTERA PER:

- TIPO DI ASPIRAZIONE DESIGNATO (FINO AL 10 APRILE 2005)

D: ASPIRAZIONE NATURALE

T: TURBOCOMPRESSO

- LIVELLO DI EMISSIONI DESIGNATO (DAL 20 APRILE 2005)

C: LIVELLO DI EMISSIONE CATEGORIA 1/STADIO I

! PER LEI SEI CIFRE DEL N0 DI SERIE ATTUALE DEL MOTORE (5), IL CONTATORE INIZIA DA 000001

5- SEI CIFRE

! NELLE PAGINE DEL CATALOGO PARTI VENGONO MOSTRATE SOLO QUESTE SEI CIFRE

TIPO DI MOTORE DEFINITO DA 9 CARATTERI ALFANUMERICI

6- QUATTRO CARATTERI CON LA STESSA DEFINIZIONE DEL NUMERO DI SERIE

7- UNA LETTERA PER IL TIPO DI ASPIRAZIONE (D OPPURE T)

8- UNO O DUE LETTERE PER L'UTILIZZAZIONE (FM= MARINA)

9- DUE O TRE CARATTERI PER LA VERSIONE (ES.: 50 OPPURE 270)

10- DUE LETTERE E CINQUE CARATTERI PER NUMERO MOTORE

PLACA DE NUMERO DE SERIE DEL MOTOR

CDP46519B

-UN-



EL NUMERO DE SERIE DEL MOTOR SE DEFINE MEDIANTE 13 DIGITOS

- 1- DOS LETRAS PARA DESIGNAR EL FABRICANTE DEL MOTOR
CD: SARAN-FRANCE, PE: TORREON-MEXICO, T0: DUBUQUE-USA
- 2- UNA CIFRA PARA INDICAR EL NUMERO DE CILINDROS
- 3- TRES CIFRAS PARA INDICAR LA CILINDRADA EN LITROS (045 PARA 4,5L)
- 4- UNA LETRA PARA:
- DESIGNAR EL TIPO DE ASPIRACION (HASTA EL 1 DE ABRIL DE 2005)
D: ASPIRACION NATURAL
T: TURBOALIMENTADO
- NIVEL DE EMISIONES (DESDE EL 2 DE ABRIL DE 2005)
- C: NIVEL DE EMISIONES TIER1/NIVEL I
! EN LO QUE SE REFIERE A LAS SEIS CIFRAS DEL NUMERO DEL MOTOR MISMO (5),
NUMERACION COMIENZA CON 000001
- 5- SEIS CIFRAS
! EN LAS PAGINAS DEL CATALOGO DE PIEZAS, SOLO APARECEN ESTAS SEIS CIFRAS

EL TIPO DEL MOTOR SE DEFINE MEDIANTE 9 CARACTERES ALFANUMERICOS

- 6- CUATRO CIFRAS QUE CORRESPONDEN A LAS CUATRO PRIMERAS CIFRAS DEL NUMERO DE SERIE
- 7- UNA LETRA PARA DESIGNAR EL TIPO DE ASPIRACION (D O T)
- 8- UNA O DOS LETRAS PARA DESIGNAR EL TIPO DE USO (FM= MARINO)
- 9- DOS O TRES CIFRAS PARA DESIGNAR LA VERSION (P.E.:50 O 270)
- 10- DOS LETRAS Y CINCO CIFRAS PARA NUMERO MOTOR